

## Best Clad and all Wood Double Hung Jambliner

NOTE: If the **EXTERIOR (outside)** corner is a miter cut please contact us for availability.  
A sash kit with a miter joint **CAN NOT** be ordered on line.



Butt Joint



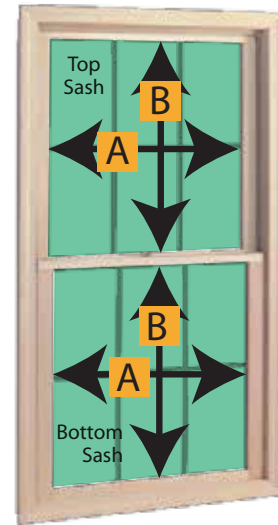

Miter Joint - call for ordering and price

Examples of Butt Joints:

Wood Sash profile



Clad Sash profile




Daylight opening shown in green

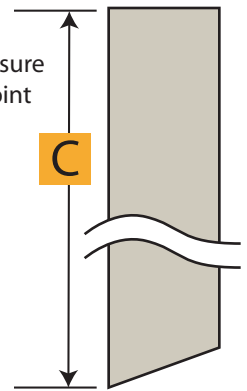
A= Width  
B= Height

1. First. Measure the "Daylight Opening" Width A and Height B. The "Daylight Opening" is the area of glass that you clean, not the overall size of the sash. The measurement can come from the top or the bottom sash unit. If the top and bottom sash are different sizes (Cottage Style) Please contact us for price and ordering.

2. Second. Measuring for the Jambliner- Measure for the overall length- "C"



Be sure to measure the Longest point



3. Third. Provide us the info!

**SIZE of DAYLIGHT OPENING (from step 1 above):**

Sash Width: A= \_\_\_\_\_

Sash Height: B= \_\_\_\_\_

**LENGTH of JAMBLINER (from step 2 above):**

Jamb liner Length: C= \_\_\_\_\_

**COLOR of JAMBLINER:**

White

Beige